

Browser Extension

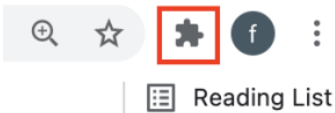
The browser extension will manage the browser's proxy configuration and any proxy authentication methods. The extension will configure the proxy to only route traffic for premium sites that are currently registered to the Family History Center where the computer is located.

Chrome

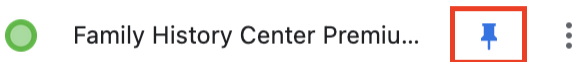
Install from the web store <https://chrome.google.com/webstore/detail/family-history-center-pre/kpmeinlohefglphoflpoblpphppnokap?hl=en&authuser=0>.

Pin the extension to the extension bar:

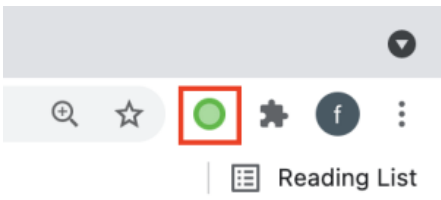
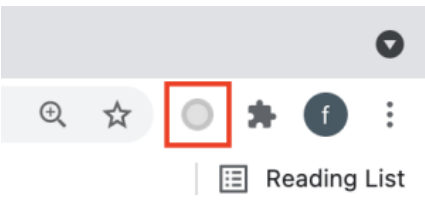
1. Click on the extensions icon.



2. Click on the pin icon to make it blue



You will see a green circle icon when the computer is connected to the proxy, otherwise you will see a grey icon when the extension is unable able find which family history center the computer is located in.

Connected	vs	Not-Connected
		

Firefox

TBD

Edge

TBD